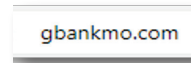


E-Statement Enrollment

STEP 1:

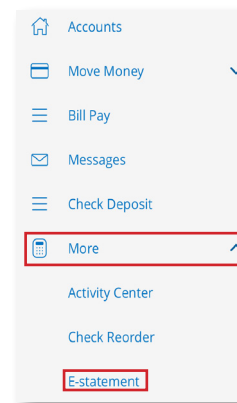
Navigate to Personal Online Banking on the mobile app or through gbankmo.com.



STEP 2:

Select the option "More" and choose "E-Statement".

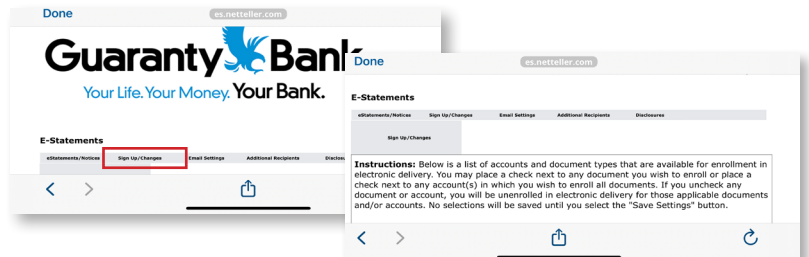
STEP 1:



STEP 3:

Select "Sign Up/Changes" tab and check the accounts you would like to enroll. *Please note, e-statement sign up will not be available for 24 hours after account is established.* Click "Save Settings".

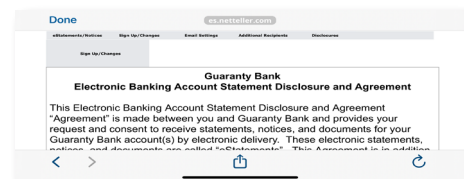
STEP 2:



STEP 4:

Consent to Electronic Banking Account Statement Disclosure and Agreement.

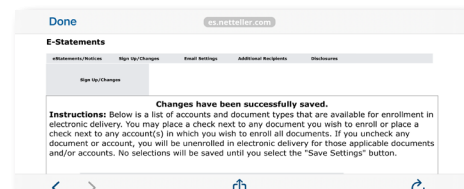
STEP 3:



STEP 5:

Receive Confirmation that changes have been saved.

STEP 4:



STEP 5:

Questions? Contact the Guaranty Bank Customer Care team at 833.875.2492.

